



MEGA UNION TECHNOLOGY INC.

Investor Conference

Presented by : Chief Financial Officer, Chin Pao-Hua
Date : April 16, 2026

Disclaimer

- This presentation may contain forward-looking statements based on current assumptions and economic conditions. Such information involves risks and uncertainties, and does not constitute investment advice or any form of solicitation.
- Actual future results may differ due to factors beyond the Company' s control, including market demand, price fluctuations, global developments, competition, policy or regulatory changes, and economic conditions.
- The information reflects the Company' s views as of today. No guarantee is given as to its accuracy, completeness, or reliability, and the Company undertakes no obligation to update such information.



mega union

6 9 4 4



Agenda

1、Company Overview

2、Business Scope

3、Core Competencies

4、Financials



01 Company Overview



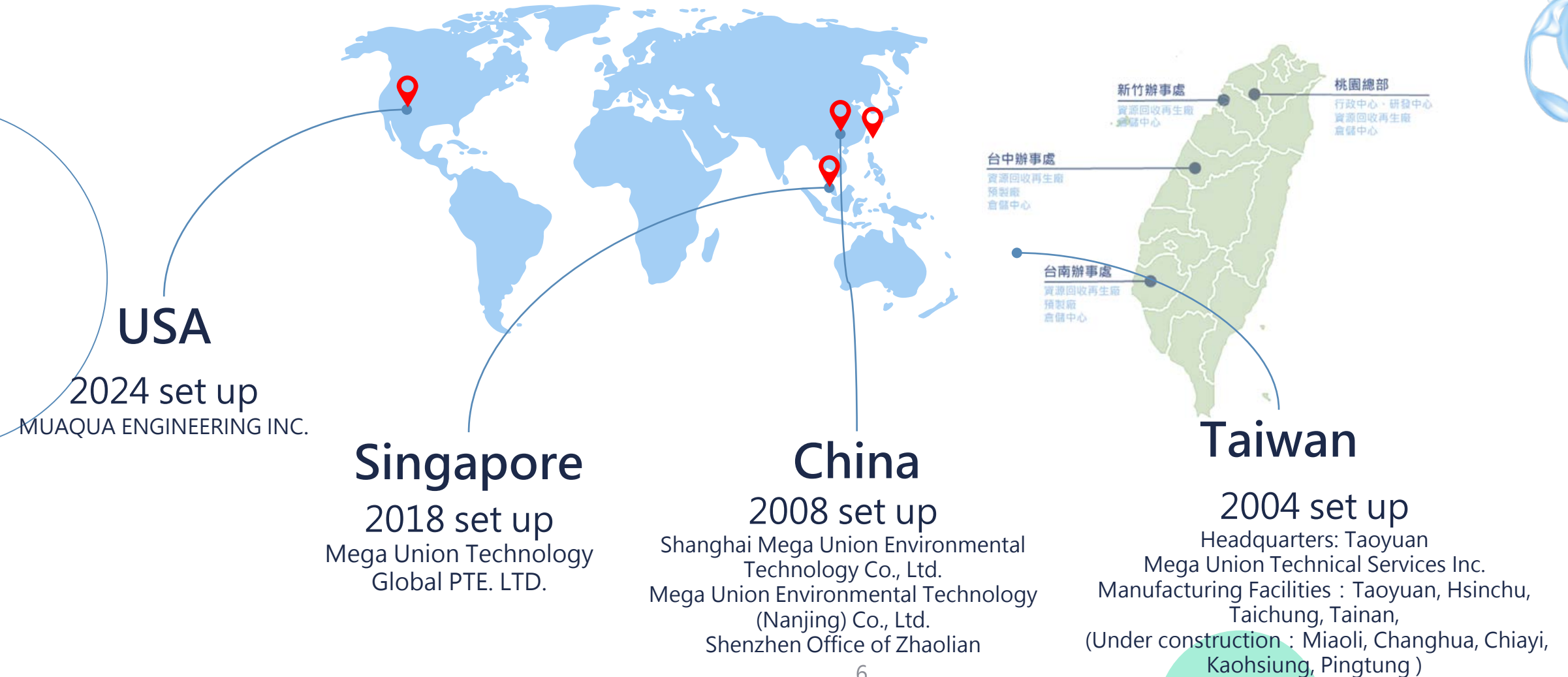
Company Overview



Founded in	December 29, 2004
Chairman and CEO	Lin Kuo Ching
GM	Tsao, I-Chang
Capital	766,879,120
Headquarters	No. 439-3, Taoying Rd., Taoyuan Dist., Taoyuan City
Main business	Engineering and Operation of Ultra-Pure Water and Wastewater Reclamation Systems
Number of Group Employees	1,278(as of Dec 31,2025)
Listing Date	May 28,2025



Major Operating Regions

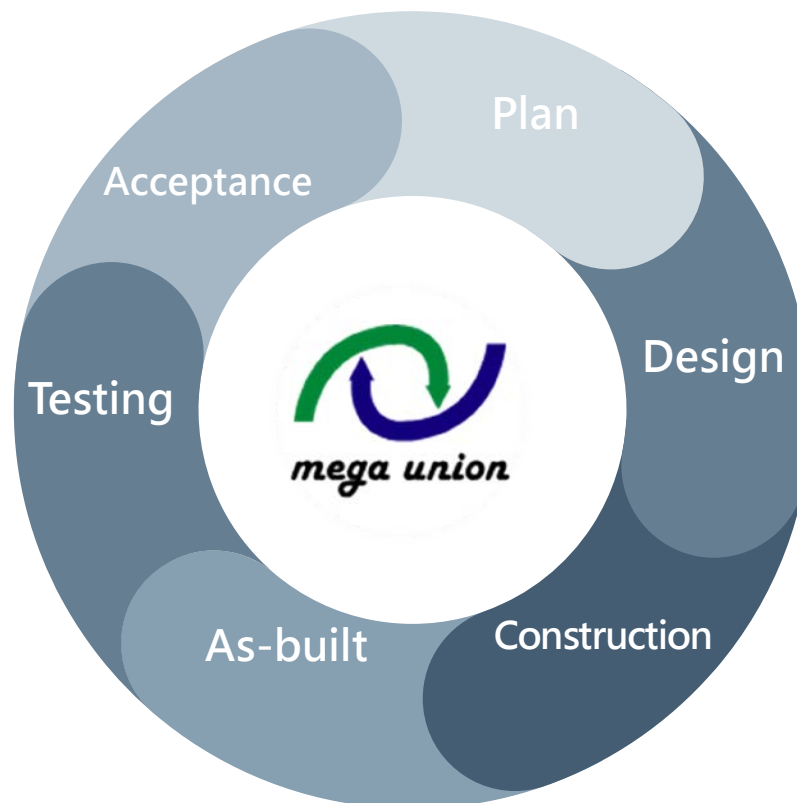
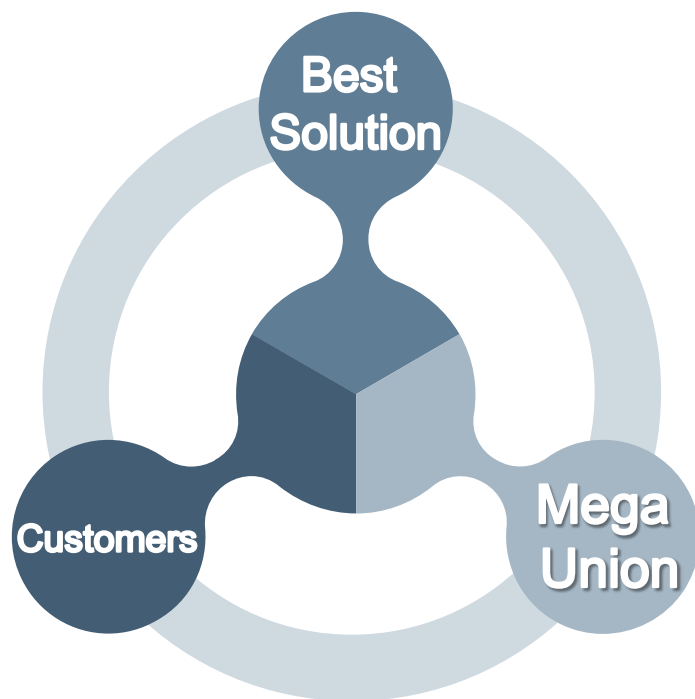


02

Business Scope



Industrial Water System Engineering



- Ultra-Pure Water System Engineering
- Wastewater Reclamation Systems
 - Acid-Alkali Wastewater Reuse
 - Organic Wastewater Reuse
 - Metal Ion Wastewater Reuse
 - Fluoride Wastewater Reuse
- Waste Liquid Recovery Systems
- Wastewater Treatment Systems

Water System Services and Products

System Management

--Proxy Operation ; Reclaim System
Maintain and Repairs.

Laboratory

--Including water quality
testing, impurity analysis,
etc.

Membrane Cleaning

--RO, UF, NF, and MF membrane
cleaning

Resin Regeneration

--Customized cleaning
chemicals and ultrapure water
rinse & storage for different
contaminants

Facility

Regeneration

Chemical

Consumables

Chemical Product

--RO cleaning agents, acid/alkali neutralizers,
oxidizers, defoamers, antiscalants, ion-exchange
resins, filters, etc.

Replacement parts

--Filters, resins, membranes, etc.

03

Core competencies



Key Competitive Advantages : 4M (Man, Machine, Material, Method)



6 9 4 4

Experience – Leading Engineering Team



30 years of experience &
50+ large-scale fab projects

- Core team with extensive water treatment expertise.
- Strong capabilities in planning, engineering, and construction execution.

Patents & Certified Technologies



Top 14 globally
in wastewater treatment patents

- The only company in Taiwan with both TAF and ILAC-MRA accredited laboratories.
- Demonstrates strong R&D capability and international certification standards.

Scale – Taiwan' s Largest Logistics & Inventory Base



Over **5,000 ping** of material
and consumables storage

- Largest inventory capacity in Taiwan.
- Capable of supporting multiple large-scale projects simultaneously.

Digital Platform – MCRP System



**Data-driven
optimization**
of water system performance

- Reduces operating costs through consumables lifecycle management.
- Provides high-value-added services via digital platform integration.

Human Resources

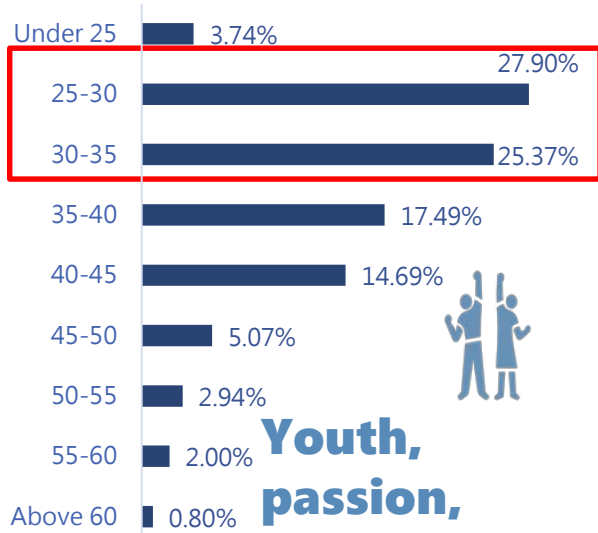


6 9 4 4

Unit : NT thousand

Young & Dynamic Workforce

57% of employees aged 25–35

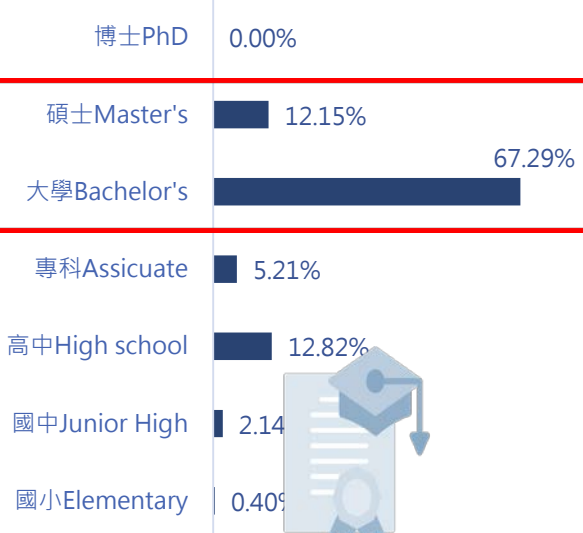


**Youth,
passion,
and energy!**




Highly Educated Talent Pool

80% hold a Bachelor's degree or above

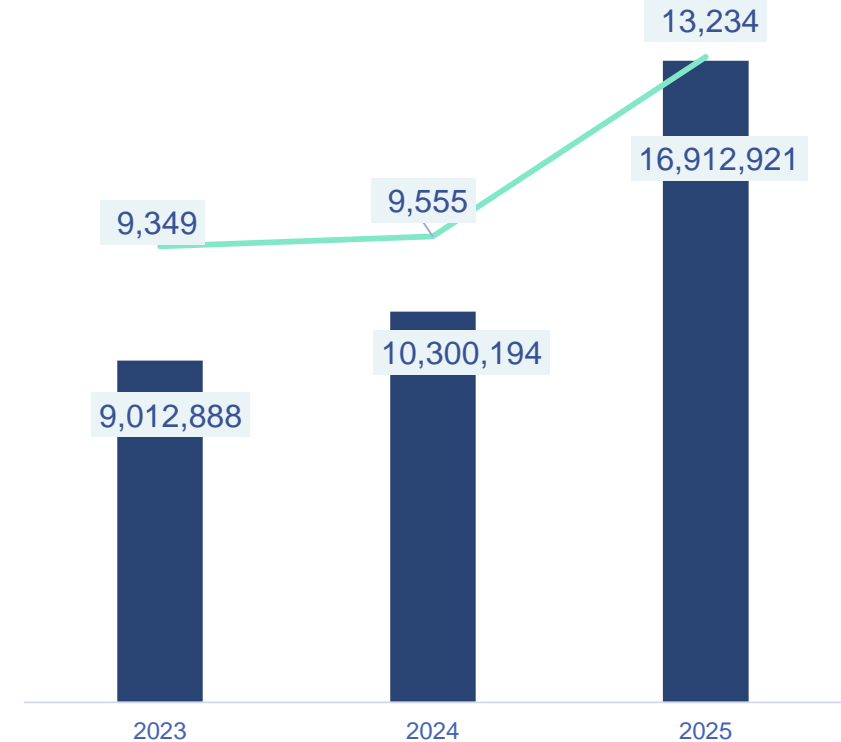


PROFESSIONAL



- ✓ Young & highly educated workforce structure : with strong execution and competitiveness.

Revenue Revenue per Employee



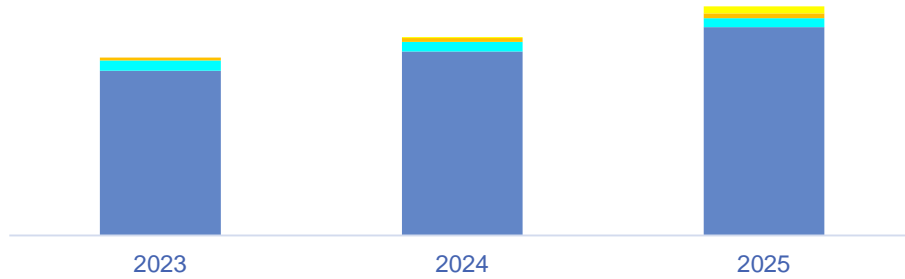
- ✓ Productivity Growth : Revenue per employee increased from NT\$9.3M to NT\$13.2M. Reflects continuous improvement in operational efficiency and workforce productivity.

Human Resources



Group Headcount by Region

■ Taiwan ■ China ■ Singapore ■ USA



Region	2023	2024	2025	占比%
Taiwan	892	1,000	1,165	91.16
China	56	53	49	3.83
Singapore	16	21	26	2.03
USA	0	4	38	2.97
Total	964	1,078	1,278	100.00

- ✓ Workforce Expansion : Total headcount increased by **30.6%**.
- ✓ Global Expansion Results :
 - Taiwan remains the core workforce base, ensuring operational stability.
 - Rapid expansion in the U.S. market, increasing from 4 to 38 employees. **U.S. headcount is expected to expand to over 100 employees this year.**

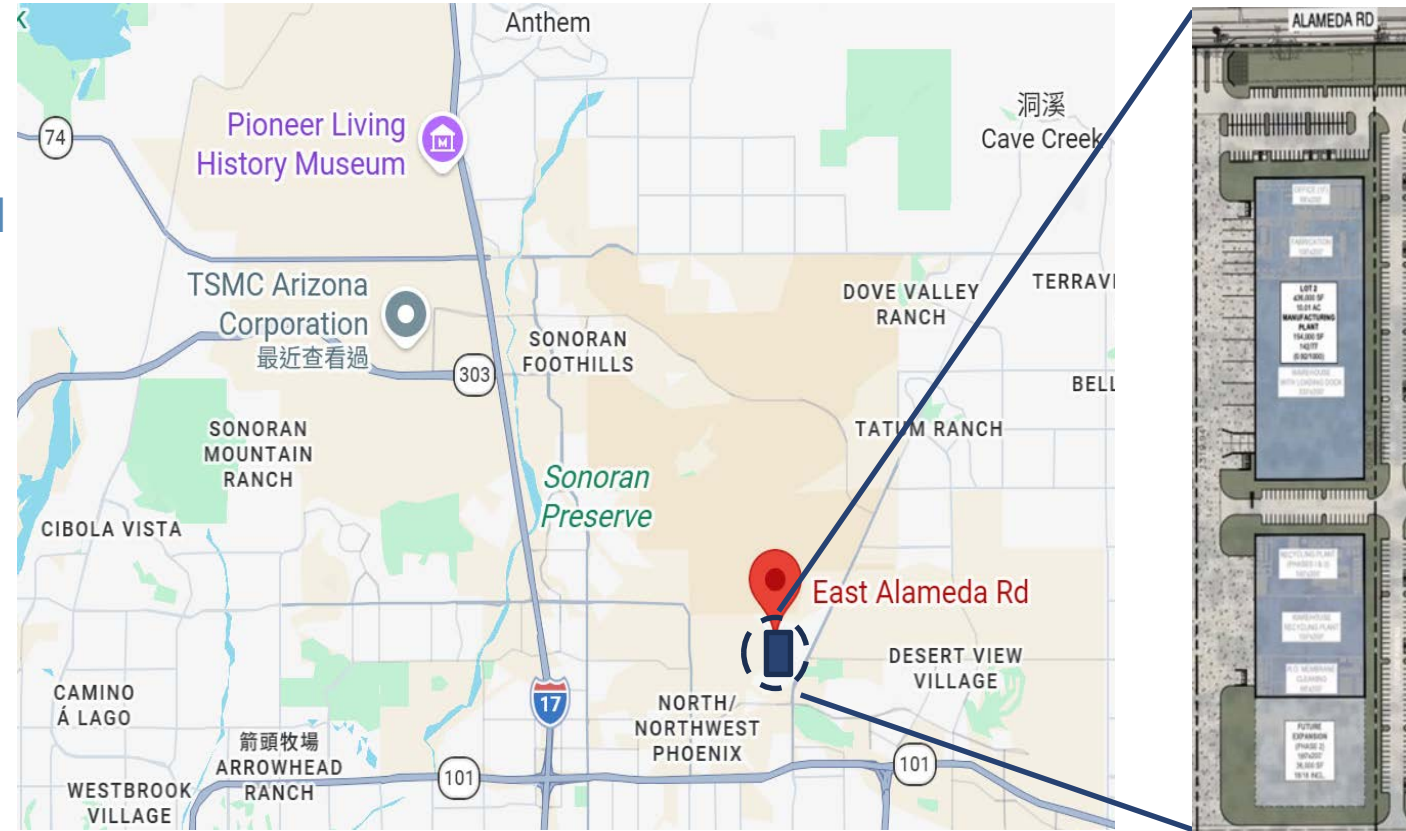
✓ 2025 Average annual salary NT\$1.18M



- Salary increases help attract and retain key talent.
- Enhance employee engagement and productivity.
- Support long-term operational efficiency and scalability.

MUAqua - New Facility Development Plan

- **Investment Amount:** NT\$1.95 billion (Phase I)
- **Purpose:**
To provide comprehensive services for clients, including fab construction, maintenance, chemical supply, and resource recycling solutions.
- **New Facilities:**
Prefabrication Plant, Membrane Regeneration Plant, Logistics & Warehouse Center, Design Center, and Office Building
- **Construction Schedule:**
2026–2028
- **Land Area:**
10 acres (approx. 12,241 ping), including land reserved for Phase II expansion
- **Total Floor Area:**
184,400 sq. ft. (approx. 4,300 ping)
Phase I: 152,400 sq. ft.
Phase II: 32,000 sq. ft.



Domestic Achievements

Semiconductor Fabs



Memory Fabs



Semiconductor Equipment Advanced Packaging Plants



Others(Optoelectronics, Solar Energy, Energy Storage, etc.)




ABF Substrate Plants



04

Financials



綜合損益表

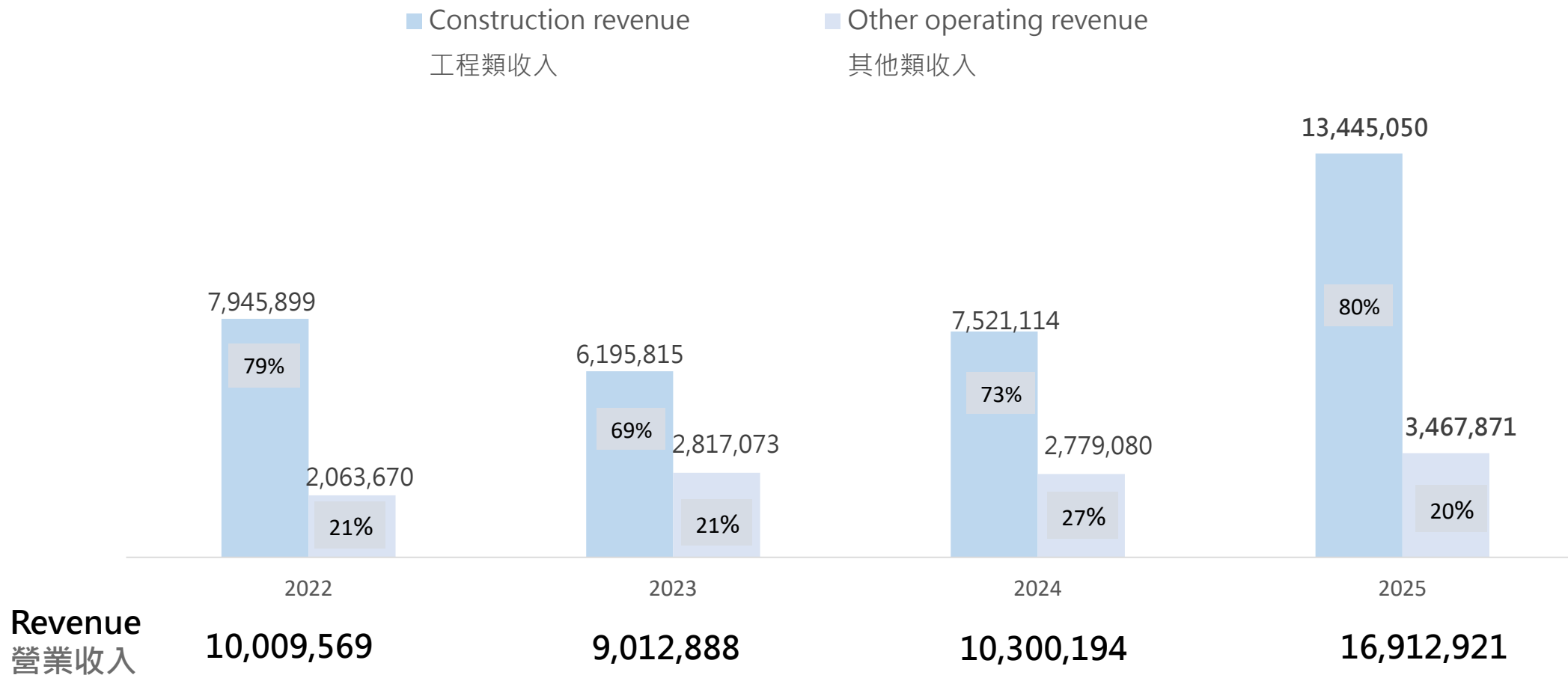
Statements of Comprehensive Income

Unit : NT thousand 新台幣/千元	2024	2025	YOY
Revenue 營收	10,300,194	16,912,921	+64%
GP 毛利	2,348,517	3,823,391	+63%
Operating Profit 營業淨利	1,926,080	3,115,127	+62%
Non-OP 業外損益	43,683	39,738	-9%
Profits before tax 稅前淨利	1,969,763	3,154,865	+60%
Profits after tax 稅後淨利	1,512,088	2,371,525	+57%
EPS	22.33	32.29	+45%

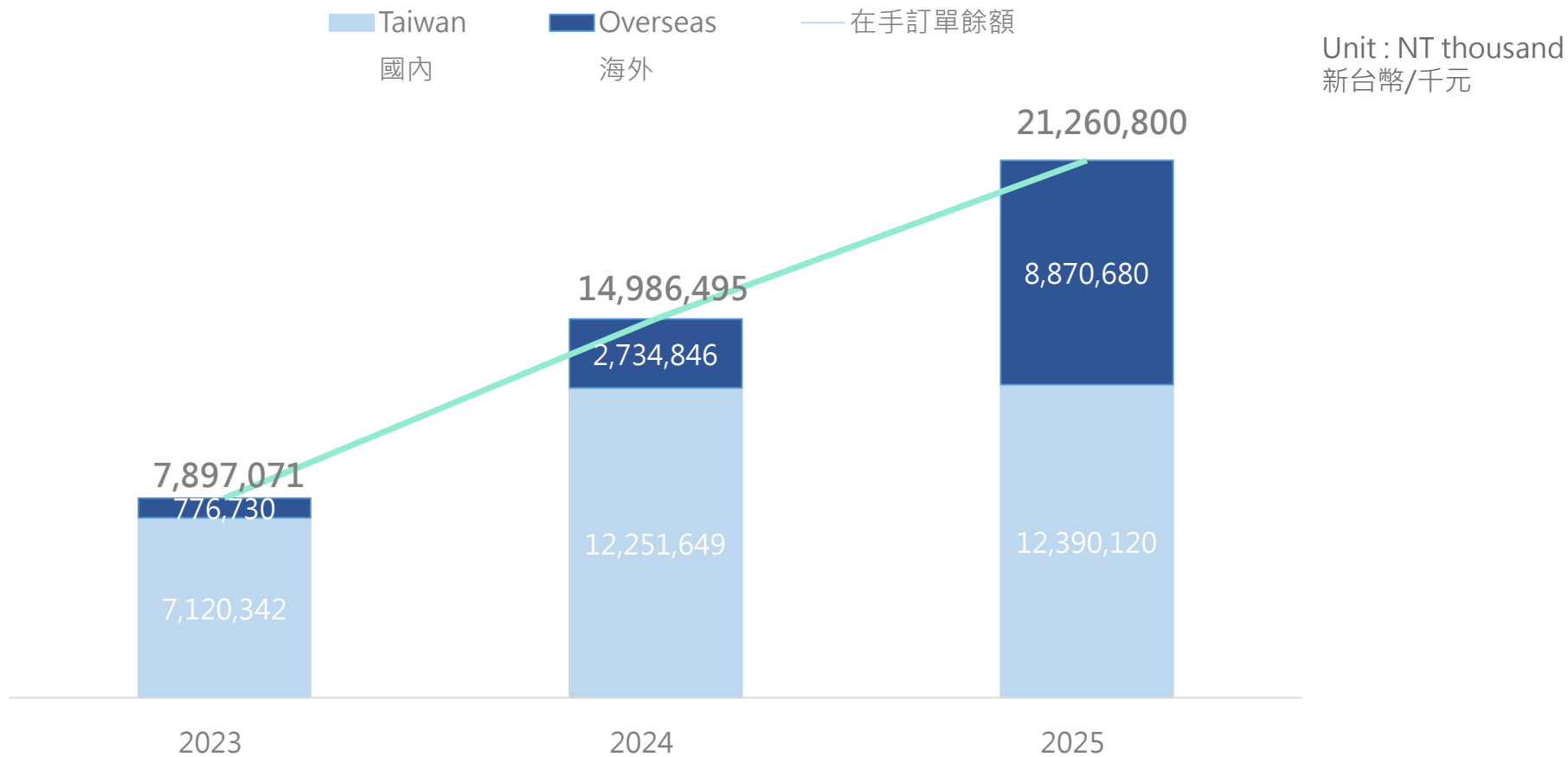
營業類別

Sales Breakdown

Unit : NT thousand
新台幣/千元



在手訂單餘額 Outstanding Orders

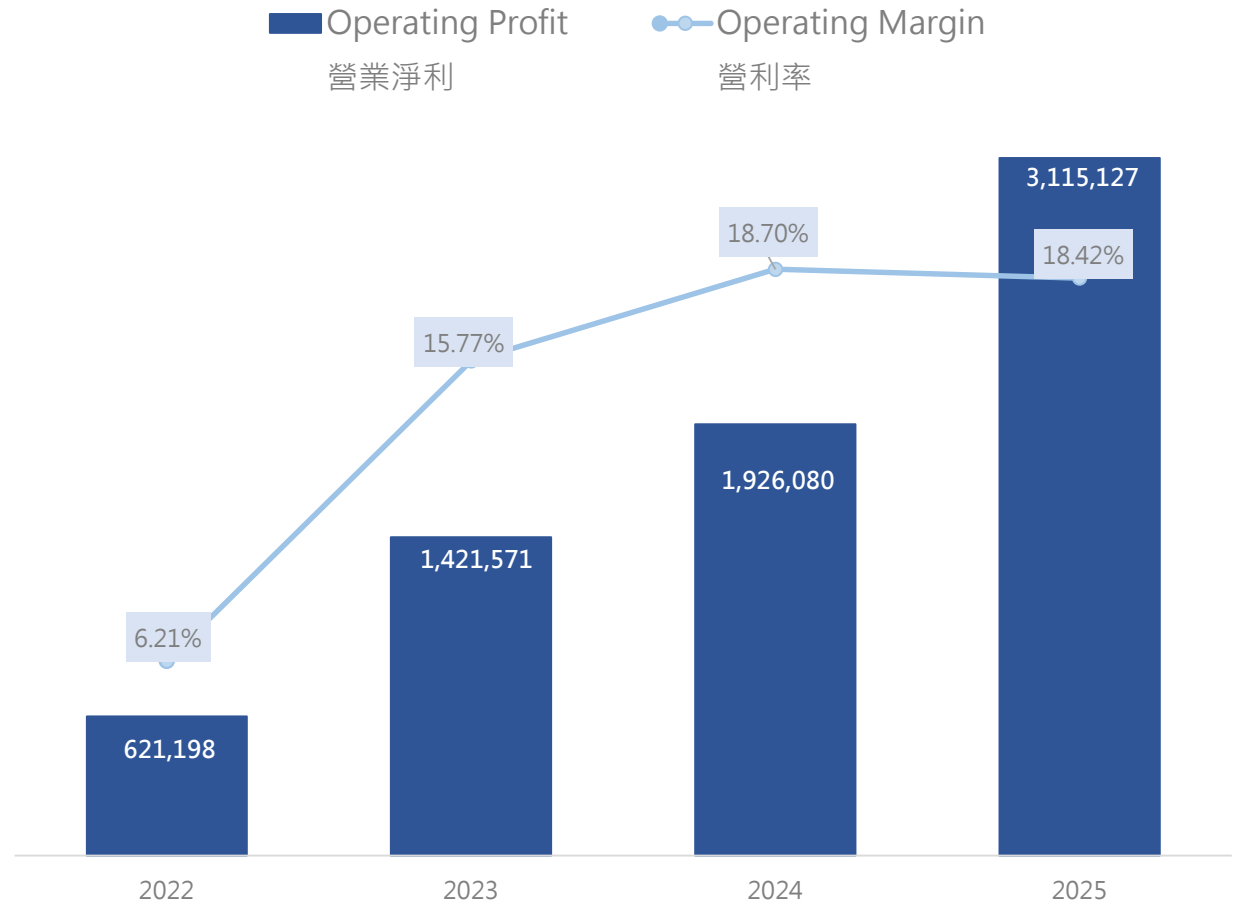
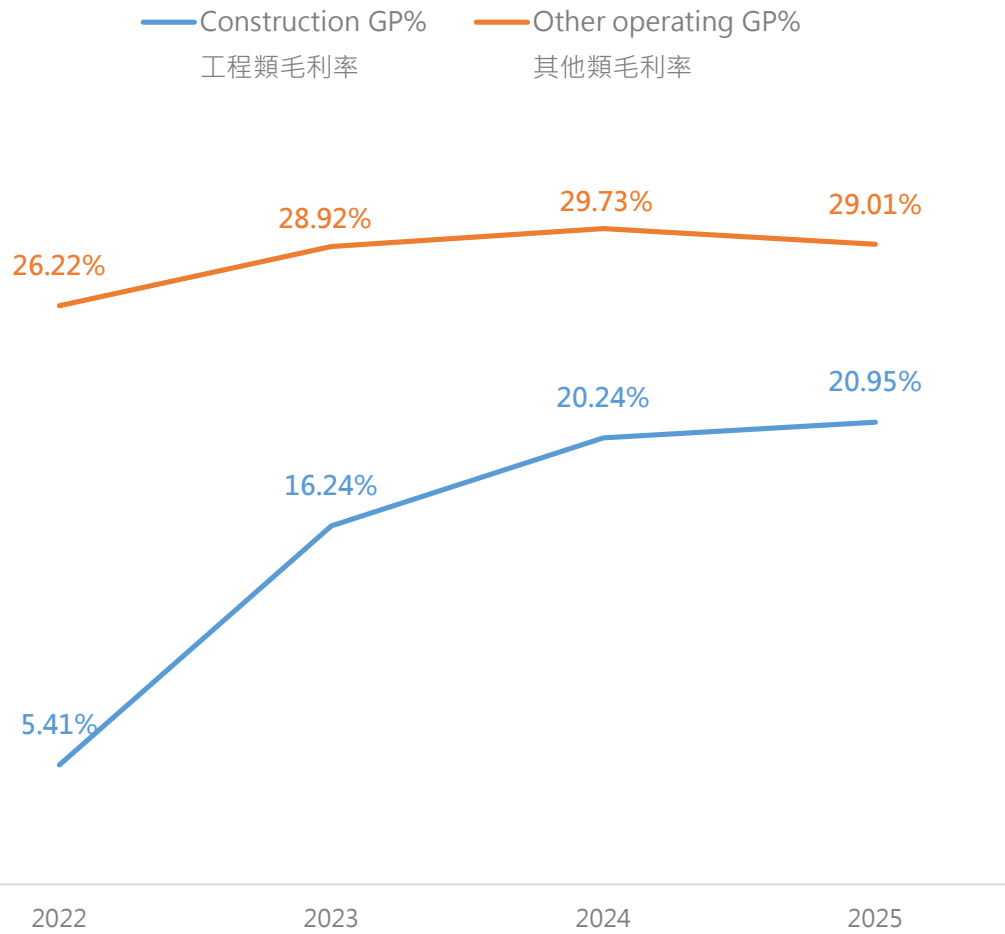


毛利率與營業利益

GP Margin and OP Margin



Unit : NT thousand
新台幣/千元



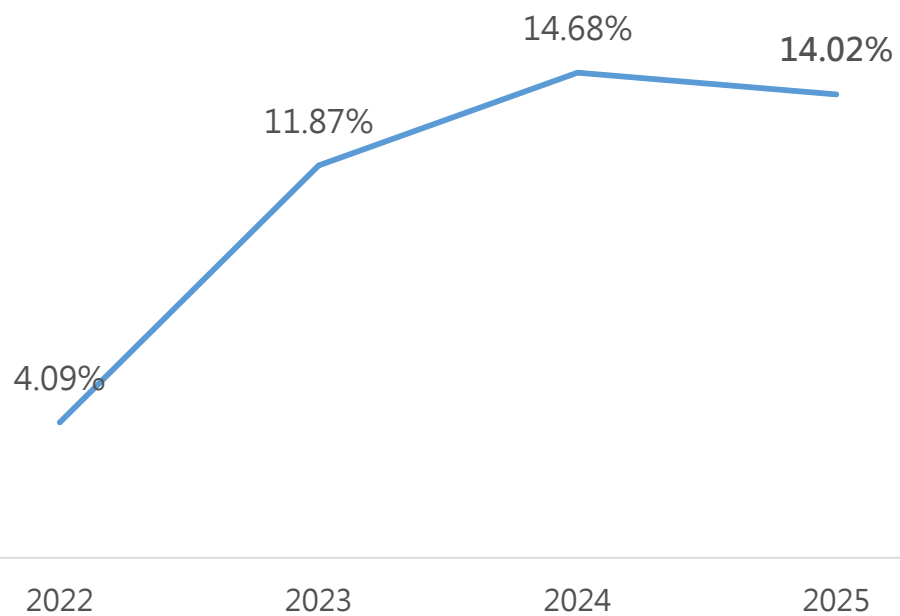
營業淨利

Net Profit Margin

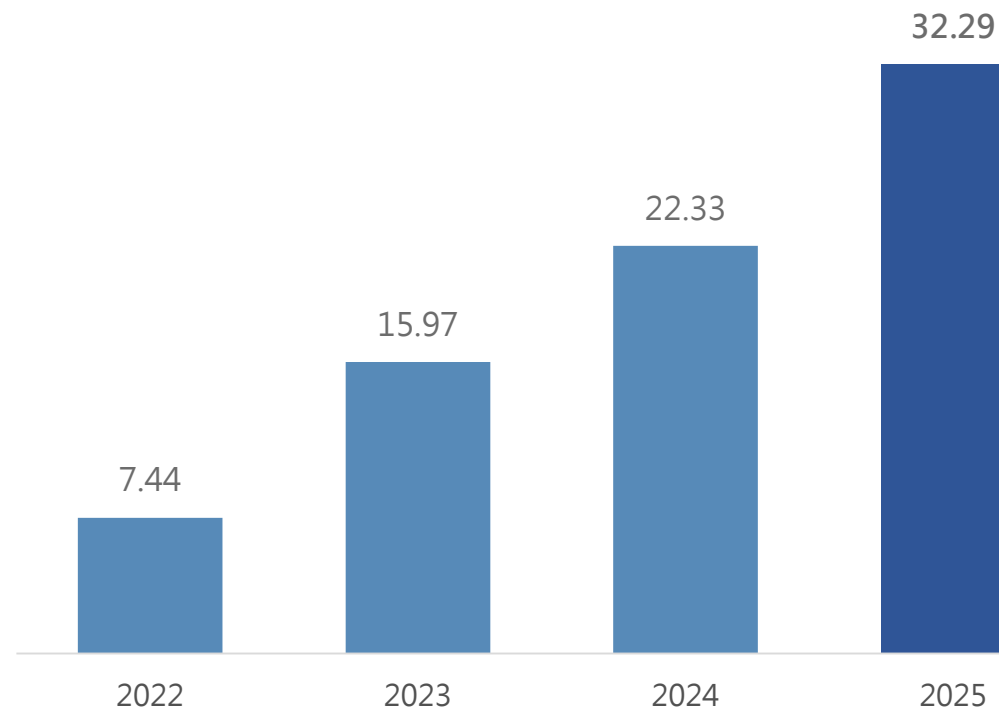


Unit: NTD
新台幣元

Net profit margin
純益率



EPS
每股盈餘



Q & A



兆聯立志成為台灣，甚至全球最好的水處理系統及資源回收公司
